



"EMPOWERMENT THROUGH TECHNOLOGICAL EXCELLENCE"
**GENBA SOPANRAO MOZE COLLEGE OF
ENGINEERING**

**DEPARTMENT OF ELECTRONICS & TELECOMMUNICATION
ENGINEERING**

Student Feedback on Facility/Ambience (Tick the Answer)

A.Y. 2019-20

Rating of Scale

- 1- Below Average
- 2- Satisfactory
- 3- Good
- 4- Very Good
- 5- Excellent

Particulars	1	2	3	4	5
1. Computer Lab Facility			✓		
2. ICT Classroom Facility				✓	
3. Library Facility			✓		
4. Drinking Water Facility				✓	
5. Wash Room Facility			✓		
6. Internet Facility			✓		
7. Cleanliness in Institute			✓		

Any Suggestions:





Genba Sopanrao Moze Trust's
Genba Sopanrao Moze college of Engineering
Balewadi, Pune- 411 045.

STUDENTS FEED-BACK ANALYSIS

Department:MECH

Class:SE,TE,BE

Academic Year: 2019-20

Particulars	1	2	3	4	5	6
1	4	4	4	4	5	6
2	5	5	5	5	5	5
3	5	5	5	5	5	4
4	4	4	5	5	5	5
5	4	5	5	4	4	5
6	5	5	5	4	4	4
7	4	4	4	4	4	5
8	5	5	5	4	5	5
9	5	5	5	5	5	5
10	4	4	5	5	5	4
11	4	5	4	4	5	5
12	5	5	5	4	5	5
13	4	4	5	4	4	5
14	5	4	4	4	5	5
15	4	5	5	5	5	5
16	4	4	4	4	5	5
17	5	5	5	4	5	5
18	5	5	4	5	5	4
19	5	5	5	5	4	5
20	4	5	4	5	4	5
21	5	5	5	4	5	4
22	5	5	4	5	5	5
23	5	5	4	4	5	5
24	5	5	5	5	5	4
25	4	5	5	5	5	5
26	4	4	5	4	4	5
27	5	5	5	4	4	4
28	4	4	5	4	4	5
29	5	4	4	4	5	5
30	5	5	5	5	5	4
31	4	5	5	5	5	5
32	4	4	5	4	4	5
33	5	5	5	4	4	4
34	4	4	5	4	4	5
35	5	4	4	4	5	5
36	5	5	5	5	5	5
37	4	5	5	5	5	4
38	4	4	4	4	5	5
39	5	5	5	4	5	5
40	4	5	5	4	4	5
41	4	4	4	4	5	5
42	5	5	5	5	5	5
43	4	5	5	5	5	4
44	5	5	5	4	5	5
45	5	5	5	4	5	4
46	5	5	4	5	5	4
47	5	5	5	5	4	5
48	4	5	5	4	5	5



Particulars	1	2	3	4	5	6
49	5	5	4	5	5	5
50	5	5	4	4	5	5
51	5	5	5	5	5	5
52	5	5	5	5	5	4
53	4	4	5	4	4	5
54	4	5	5	4	4	5
55	5	5	5	4	4	4
56	4	4	4	4	4	5
57	4	4	4	4	5	5
58	5	5	5	4	5	5
59	5	5	5	5	5	4
60	4	4	5	5	5	5
61	4	5	5	4	4	5
62	5	5	5	4	4	4
63	4	4	4	4	4	5
64	5	5	5	5	5	5
65	5	5	5	5	5	5
66	4	4	4	4	5	4
67	4	5	5	4	5	5
68	5	5	5	4	5	5
69	4	4	4	4	4	5
70	5	5	5	4	5	5
71	4	5	5	5	5	5
72	5	5	5	4	5	5
73	5	5	4	4	5	4
74	5	5	5	5	5	4
75	5	5	4	5	4	5
76	4	5	5	5	4	5
77	5	5	5	4	5	4
78	5	5	4	5	5	5
79	5	5	4	4	5	5
80	5	5	5	5	5	4
81	4	4	5	5	5	5
82	5	5	4	4	5	5
83	5	5	5	5	5	4
84	4	4	5	5	5	5
85	4	5	5	4	4	5
86	5	5	5	4	4	4
87	4	4	4	4	4	5
88	5	5	4	4	5	5
89	5	5	5	5	5	5
90	4	4	5	5	5	4
91	4	5	4	4	5	5
92	5	5	5	4	5	5
93	4	4	4	4	4	5
94	5	5	5	4	5	5
95	5	5	5	5	5	5
96	5	5	4	4	5	5
97	5	5	5	5	5	4
98	5	5	5	5	4	5
99	5	5	5	5	5	5
100	4	5	5	5	5	4
101	5	5	5	4	5	5
102	5	5	4	5	5	4
103	5	5	5	5	4	5



Particulars	1	2	3	4	5	6
104	5	5	4	4	5	6
105	4	5	5	5	4	5
106	5	5	4	4	5	4
107	5	5	4	5	5	5
108	5	5	4	4	5	5
109	5	5	5	5	5	4
110	4	4	5	5	5	5
111	4	5	5	4	4	5
112	4	4	5	4	4	4
113	5	5	4	4	5	5
114	5	5	5	5	5	4
115	4	4	5	5	5	5
116	4	5	5	4	4	5
117	5	5	5	4	4	4
118	4	4	4	4	4	5
119	5	5	5	4	5	5
120	5	5	5	5	5	5
121	4	4	5	5	5	4
122	4	5	4	4	5	5
123	5	5	5	4	5	5
124	4	4	5	4	4	5
125	5	5	4	4	5	5
126	5	5	5	5	5	5
127	5	5	5	5	5	5
128	4	5	5	5	5	4
129	5	5	5	4	5	5
130	5	5	5	4	5	4
131	5	5	4	5	5	4
132	5	5	5	5	4	5
133	4	5	4	5	4	5
134	5	5	5	4	5	4
135	5	5	4	5	5	5
136	4	4	4	4	5	5
137	5	5	4	4	5	5
138	5	5	5	5	5	4
139	4	4	5	5	5	5
140	4	5	5	4	4	5
141	5	5	5	4	4	4
142	4	4	5	4	4	5
143	5	5	4	4	5	5
144	5	5	5	5	5	5
145	4	4	5	5	5	4
146	4	5	4	4	5	5
147	5	5	5	4	5	5
148	4	4	5	4	4	5
149	5	5	4	4	5	5
150	5	5	5	5	5	5
151	4	5	5	5	5	4
152	5	5	5	4	5	5
153	5	5	5	5	5	5
154	4	5	5	5	5	4
155	5	5	5	4	5	5
156	5	5	4	5	5	4
157	5	5	5	5	5	4
158	5	5	4	5	4	5
159	4	5	5	5	4	5
160	5	5	4	4	5	4
161	5	5	4	5	5	5
162	5	5	5	5	5	4



Particulars	1	2	3	4	5	6
163	5	5	5	4	5	5
164	4	4	5	5	5	5
165	4	5	5	4	4	5
166	4	4	4	4	4	4
167	5	5	5	4	5	5
168	5	5	5	5	5	4
169	4	4	5	5	5	5
170	4	5	5	4	4	5
171	5	5	5	4	4	4
172	4	4	4	4	4	5
173	5	5	5	4	5	5
174	5	5	5	5	5	5
175	4	4	4	5	5	4
176	4	5	5	4	5	5
177	5	5	5	4	5	5
178	4	4	4	4	4	5
179	5	5	5	5	5	5
180	5	5	5	5	5	5
181	5	5	5	5	5	5
182	4	5	5	5	5	4
183	5	5	5	4	5	5
184	5	5	4	4	5	4
185	4	4	4	5	5	4
186	5	5	5	4	5	5
187	5	5	5	5	5	4
188	4	4	5	5	5	5
189	4	5	5	4	4	5
190	5	5	5	4	4	4
191	4	4	4	4	4	5
192	5	5	5	4	5	5
193	5	5	5	5	5	5
194	4	4	4	5	5	4
195	4	5	5	4	5	5
196	5	5	5	4	5	5
197	4	4	4	4	4	5
198	5	5	5	4	5	5
199	4	5	5	5	5	5
200	4	4	4	4	5	5
201	5	5	5	5	5	5
202	5	5	5	5	5	4
203	4	4	5	5	5	5
204	4	5	5	4	4	5
205	5	5	5	4	4	4
206	4	4	4	4	4	5
207	5	5	5	4	5	5
208	5	5	5	5	5	5
209	4	4	4	5	5	4
210	4	5	5	4	5	5
211	5	5	5	4	5	5
212	4	4	4	4	4	5
213	5	5	5	4	5	5
214	5	5	5	5	5	5
215	4	4	5	5	5	5
216	4	5	5	4	4	5
217	5	5	5	4	4	4
218	5	5	5	4	4	5
219	4	4	4	4	4	5
220	5	5	5	5	5	5
Total	955	991	978	922	981	980



Particulars	1	2	3	4	5	6
Count	220	220	220	220	220	220
Average	4.34	4.50	4.45	4.19	4.46	4.45

Summary

1. Learning value (in terms of skills, concepts, knowledge, analytical abilities)						
2. Depth of the course content					-	4.34
3. Syllabus is sufficient to make you analyze the engineering problems and its suitable solution					-	4.50
4. Relevance for implementation in projects					-	4.45
5. Compatibility with industry standards					-	4.19
6. Applicability /relevance to real life situations					-	4.46
					-	4.45

Ratings	Good-5
	Average-4
	poor-3





Genba Sopanrao Moze Trust's
Genba Sopanrao Moze college of Engineering
Balewadi, Pune- 411 045.

TEACHERS FEED-BACK ANALYSIS

Department: MECH

Academic Year: 2019-20

Particulars	1	2	3	4	5
1	5	4	4	5	5
2	4	4	5	5	5
3	5	5	4	5	4
4	5	5	5	4	4
5	5	5	4	5	5
6	4	4	5	5	4
7	5	5	5	4	4
8	5	4	4	5	5
9	4	4	5	5	5
10	5	5	5	4	4
11	4	4	5	5	5
12	5	5	4	5	4
13	5	5	5	4	4
14	5	5	4	5	5
15	4	4	5	5	5
Total	70	68	69	71	67
Count	15	15	15	15	15
Average	4.67	4.53	4.60	4.73	4.47

Summary

1. Learning value (in terms of skills, concepts, knowledge,	-	4.67
2. Depth of the course content	-	4.53
3. Extent of the coverage of course	-	4.60
4. Relevance/learning value of project/report	-	4.73
5. Applicability /relevance to real life situations	-	4.47

Ratings	Good-5
	Average-4
	poor-3





Genba Sopanrao Moze Trust's
Genba Sopanrao Moze college of Engineering
Balewadi, Pune- 411 045.

PARENTS FEED-BACK ANALYSIS

Department: MECH

Academic Year: 2019-20

Particulars	1	2	3	4
1	5	5	4	4
2	5	4	5	4
3	5	5	4	5
4	5	5	4	5
5	5	5	4	5
6	5	5	5	5
7	5	5	5	5
8	5	4	5	4
9	5	5	4	5
10	4	4	5	5
11	5	5	5	4
12	5	4	4	5
13	5	5	5	5
14	4	4	4	4
15	5	5	5	5
16	5	5	5	5
17	5	5	4	5
18	4	4	5	5
19	5	5	5	4
20	5	4	4	5
21	5	5	5	5
22	5	5	4	4
23	5	4	5	4
24	5	5	4	5
25	5	5	4	5
26	5	5	4	5
27	5	5	5	5
28	5	5	5	5
29	5	4	5	4
30	5	5	4	5
31	4	4	5	5
32	5	5	5	4
33	5	4	4	5
Total	161	154	150	155



Particulars	1	2	3	4
Count	33	33	33	33
Average	4.88	4.67	4.55	4.70

Summary

1. Is the syllabus capable of adding Learning values	-	4.88
2. Is our syllabus compatible with the industry	-	4.67
3. Is the syllabus sufficient enable students analyze	-	4.55
4. Extent of Efforts required by students	-	4.70
Ratings	Good-5	
	Average-4	
	poor-3	





Genba Sopanrao Moze Trust's
Genba Sopanrao Moze college of Engineering
Balewadi, Pune- 411 045.

ALUMNI FEED-BACK ANALYSIS

Department:MECH

Academic Year: 2019-20

Particulars	1	2	3	4	5	6
1	5	4	4	5	5	5
2	5	5	5	4	4	5
3	5	5	5	4	4	4
4	5	4	5	4	5	5
5	5	5	5	5	5	4
6	5	5	4	5	5	4
7	5	5	4	4	4	5
8	4	5	5	4	5	4
9	5	4	4	5	5	5
10	5	4	4	5	5	5
11	5	5	5	4	4	5
12	5	5	5	4	4	4
13	5	4	5	4	5	5
14	5	5	5	5	5	4
15	5	5	4	5	5	4
Total	74	70	69	67	70	68
Count	15	15	15	15	15	15
Average	4.93	4.67	4.60	4.47	4.67	4.53

Summary

1. Learning value (in terms of skills,	-	4.93
2. Depth of the course content	-	4.67
3.Syllabus is sufficient to make you	-	4.60
4.Relevance for implementation in	-	4.47
5.Compatibility with industry	-	4.67
6.Applicability /relevance to real life	-	4.53

Rating	Good-5
	Average-4
	Poor-3





Genba Sopanrao Moze Trust's
Genba Sopanrao Moze college of Engineering
Balewadi, Pune- 411 045.

Employers FEED-BACK ANALYSIS

Department: MECH

Academic Year: 2019-20

Particulars	1	2	3	4
1	5	5	4	5
2	5	5	4	4
3	4	4	5	4
4	5	5	4	4
5	5	5	4	5
6	5	5	4	4
7	5	5	4	5
8	5	5	4	4
Total	39	39	33	35
Count	8	8	8	8
Average	4.88	4.88	4.13	4.38

Summary

1. Is the syllabus capable of adding Learning values (in terms of skills, concepts, knowledge, analytical)	-	4.88
2. Is our syllabus compatible with the industry	-	4.88
3. Is the syllabus sufficient enable students analyze	-	4.13
4. Extent of Efforts required by students	-	4.38

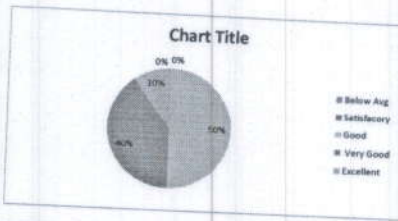
Rating	Good-5
	Average-4
	Poor-3



Department of MECH Engineering
STUDENT FEEDBACK ON Facility/Ambience
Academic year 2019-20

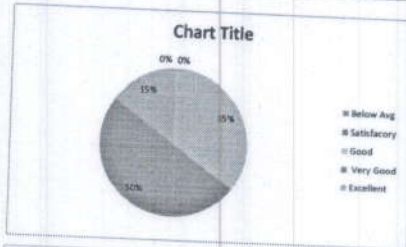
1. Computer Lab Facility

Below Avg	0%
Satisfactory	0%
Good	50.00%
Very Good	40.00%
Excellent	10.00%
	100%



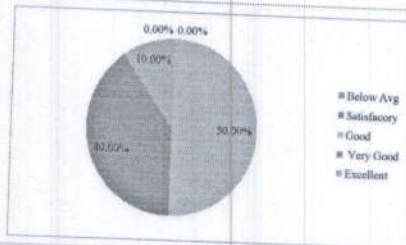
2. ICT Classroom Facility

Below Avg	0%
Satisfactory	0%
Good	35%
Very Good	50%
Excellent	15%
	100%



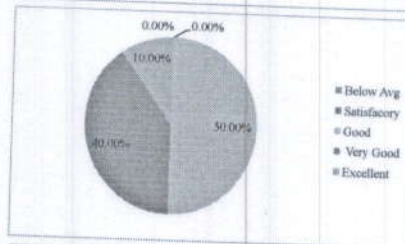
3. Library Facility

Below Avg	0.00%
Satisfactory	0.00%
Good	50.00%
Very Good	40.00%
Excellent	10.00%
	100.00%



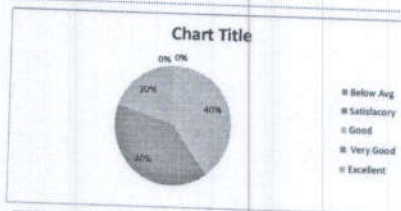
4. Drinking Water Facility

Below Avg	0.00%
Satisfactory	0.00%
Good	50.00%
Very Good	40.00%
Excellent	10.00%
	100.00%



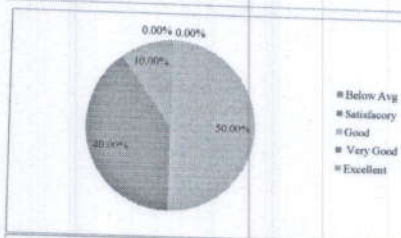
5. Wash Room Facility

Below Avg	0.00%
Satisfactory	0.00%
Good	40.00%
Very Good	40.00%
Excellent	20.00%
	100.00%




6. Internet Facility

Below Avg	0.00%
Satisfactory	0.00%
Good	50.00%
Very Good	40.00%
Excellent	10.00%
	100.00%



7. Cleanliness in Institute


Below Avg	0.00%
Satisfactory	0.00%
Good	30.00%
Very Good	40.00%
Excellent	30.00%
	100.00%



Department of MECH Engineering
Faculty FEEDBACK ON Facility/Ambience
A Y .2019-20

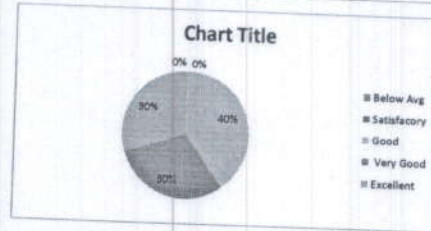
1. Computer Lab Facility

Below Avg	0%
Satisfactory	0%
Good	30.00%
Very Good	35.00%
Excellent	100%




2. ICT Classroom Facility

Below Avg	0%
Satisfactory	0%
Good	40%
Very Good	30%
Excellent	30%
	100%



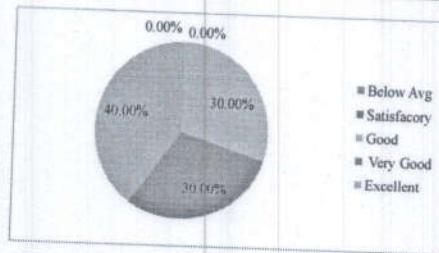
3. Library Facility

Below Avg	0.00%
Satisfactory	0.00%
Good	20.00%
Very Good	30.00%
Excellent	50.00%
	100.00%



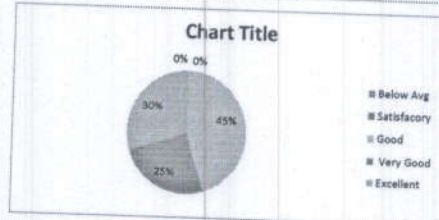
4. Drinking Water Facility

Below Avg	0.00%
Satisfactory	0.00%
Good	30.00%
Very Good	30.00%
Excellent	40.00%
	100.00%




5. Wash Room Facility

Below Avg	0.00%
Satisfactory	0.00%
Good	45.00%
Very Good	25.00%
Excellent	30.00%
	100.00%



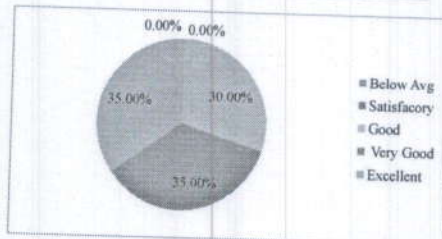
6. Internet Facility

Below Avg	0.00%
Satisfactory	0.00%
Good	30.00%
Very Good	35.00%
Excellent	35.00%
	100.00%



7. Cleanliness in Institute

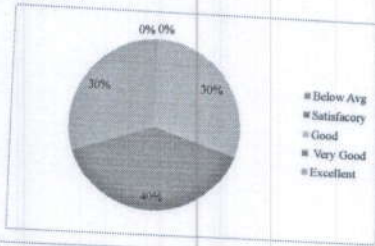
Below Avg	0.00%
Satisfactory	0.00%
Good	30.00%
Very Good	35.00%
Excellent	35.00%
	100.00%



Department of MECH Engineering
 Parents FEEDBACK ON Facility/Ambience
 A Y. 2019-20

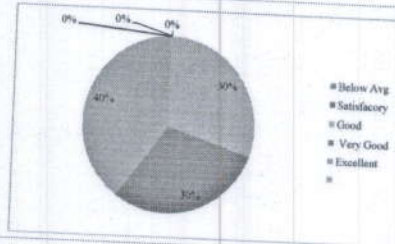
1. Computer Lab Facility

Below Avg	0%
Satisfactory	0%
Good	30%
Very Good	40%
Excellent	30%
	100%



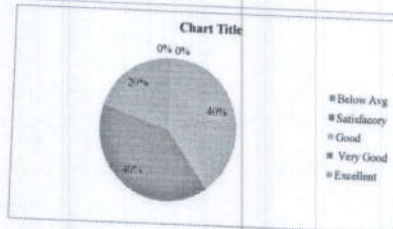
2. ICT Classroom Facility

Below Avg	0%
Satisfactory	0%
Good	30%
Very Good	30%
Excellent	40%
	100%



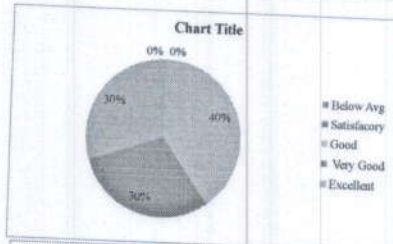
3. Library Facility

Below Avg	0.00%
Satisfactory	0.00%
Good	40.00%
Very Good	40.00%
Excellent	20.00%
	100.00%



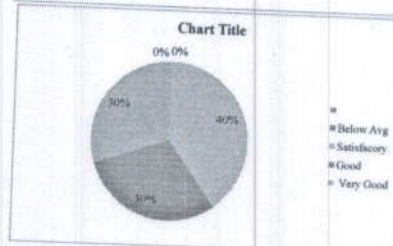
4. Drinking Water Facility

Below Avg	0.00%
Satisfactory	0.00%
Good	40.00%
Very Good	30.00%
Excellent	30.00%
	100.00%



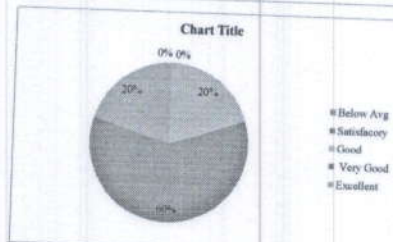
5. Wash Room Facility

Below Avg	0.00%
Satisfactory	0.00%
Good	40.00%
Very Good	30.00%
Excellent	30.00%
	100.00%



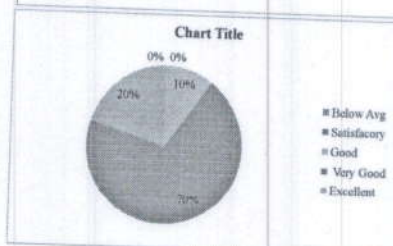
6. Internet Facility

Below Avg	0.00%
Satisfactory	0.00%
Good	20.00%
Very Good	60.00%
Excellent	20.00%
	100.00%



7. Cleanliness in Institute

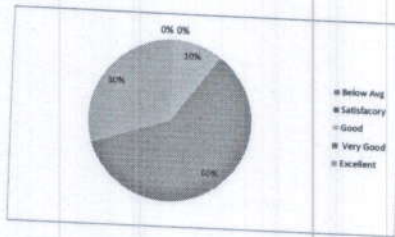
Below Avg	0.00%
Satisfactory	0.00%
Good	10.00%
Very Good	70.00%
Excellent	20.00%
	100.00%



Department of MECH Engineering
Employer feedback on Facility/Ambience
A Y .2019-20


1. Computer Lab Facility

Below Avg	0%
Satisfactory	0%
Good	10%
Very Good	60%
Excellent	30%
	100%



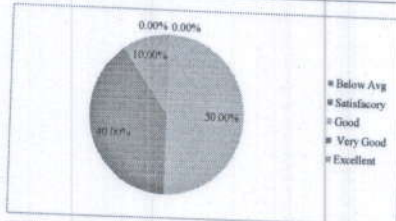
2. ICT Classroom Facility

Below Avg	0%
Satisfactory	0%
Good	35%
Very Good	35%
Excellent	30%
	100%



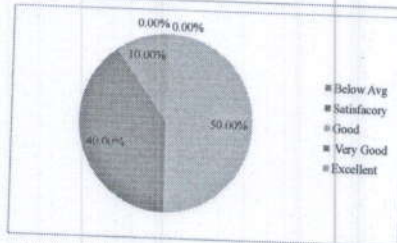
3. Library Facility

Below Avg	0.00%
Satisfactory	0.00%
Good	50.00%
Very Good	40.00%
Excellent	10.00%
	100.00%




4. Drinking Water Facility

Below Avg	0.00%
Satisfactory	0.00%
Good	50.00%
Very Good	40.00%
Excellent	10.00%
	100.00%



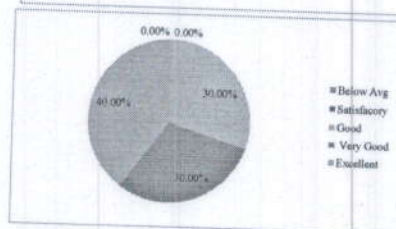
5. Wash Room Facility

Below Avg	0.00%
Satisfactory	0.00%
Good	40.00%
Very Good	40.00%
Excellent	20.00%
	100.00%



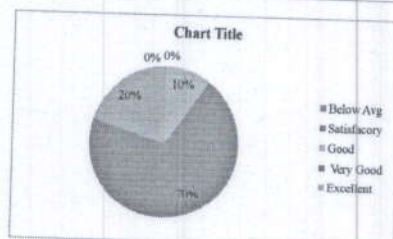
6. Internet Facility

Below Avg	0.00%
Satisfactory	0.00%
Good	30.00%
Very Good	30.00%
Excellent	40.00%
	100.00%



7. Cleanliness in Institute

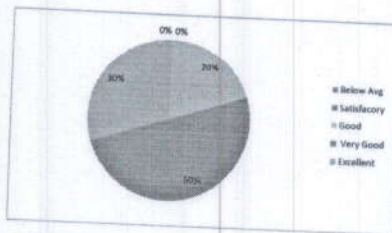
Below Avg	0.00%
Satisfactory	0.00%
Good	10.00%
Very Good	70.00%
Excellent	20.00%
	100.00%



Department of MECH Engineering
Alumni feedback on Facility/Ambience
A Y .2019-20

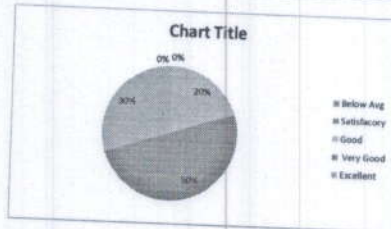
1. Computer Lab Facility

Below Avg	0%
Satisfactory	0%
Good	20%
Very Good	50%
Excellent	30%
	100%



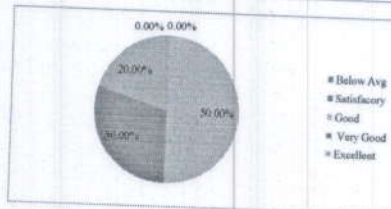
2. ICT Classroom Facility

Below Avg	0%
Satisfactory	0%
Good	20%
Very Good	50%
Excellent	30%
	100%



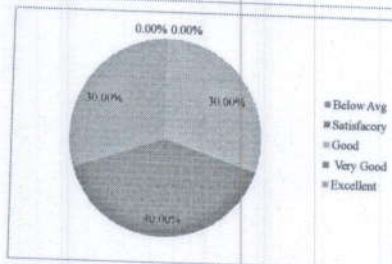
3. Library Facility

Below Avg	0.00%
Satisfactory	0.00%
Good	50.00%
Very Good	30.00%
Excellent	20.00%
	100.00%




4. Drinking Water Facility

Below Avg	0.00%
Satisfactory	0.00%
Good	30.00%
Very Good	40.00%
Excellent	30.00%
	100.00%



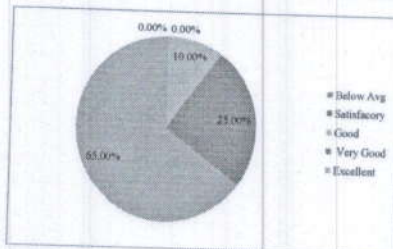
5. Wash Room Facility

Below Avg	0.00%
Satisfactory	0.00%
Good	50.00%
Very Good	40.00%
Excellent	10.00%
	100.00%



6. Internet Facility

Below Avg	0.00%
Satisfactory	0.00%
Good	10.00%
Very Good	25.00%
Excellent	65.00%
	100.00%



7. Cleanliness in Institute

Below Avg	0.00%
Satisfactory	0.00%
Good	30.00%
Very Good	40.00%
Excellent	30.00%
	100.00%

